



HMT CABLE MANUFACTURING CORPORATION

TEL: 0755-27710581 Fax: 0755-27710196

High Frequency Test Report

Result: Pass

Customer Name: /

Test Date: 2012/09/06

Part NO.: 04-001-00007 / 04-001-00008

Test Pair: 2 Pairs

Product Name : SMA Plug to MRF 1 JACK
SMA JACK to MRF 1 Plug

DUT Length: 22mm

Temperature: 23°C

Humidity: 50 %

Operator: HMT001

Spec. File: RF Cable .spc

Confirm: _____

Approval: _____

Remark: _____



HMT CABLE MANUFACTURING CORPORATION

Customer Name: /
DUT Name: Adaptor
Note:

Spec. File: RF Cable.Spx
Test Pair: 2 Pairs

Final Result: Pass
DUT Length: 22mm

Measurement Environment Information :

NA Setting :

Equipment :	HP 8722ES	Power :	0 dBm
SweepType :	Linear	Point :	401
IFBW :	300 Hz	Average :	No Average

Parameter NA_SWR

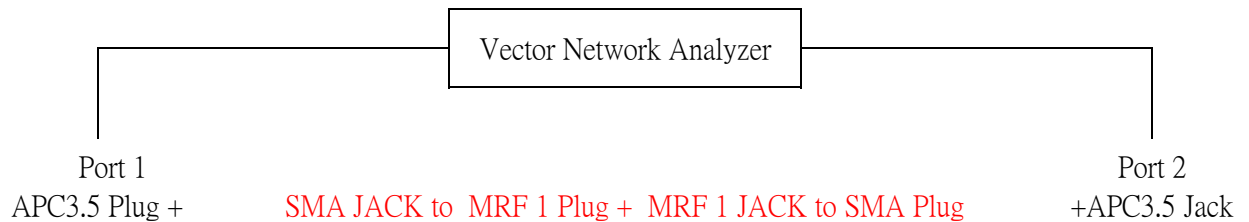
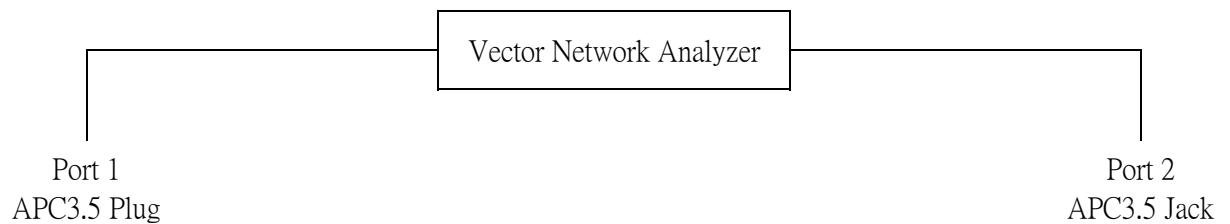
Start Freq :	0.05 GHz	End Freq :	20 GHz	Smooth :	No Smooth
--------------	----------	------------	--------	----------	-----------

Parameter NA_Attenuation

Start Freq :	0.05 GHz	End Freq :	20 GHz	Smooth :	No Smooth
--------------	----------	------------	--------	----------	-----------

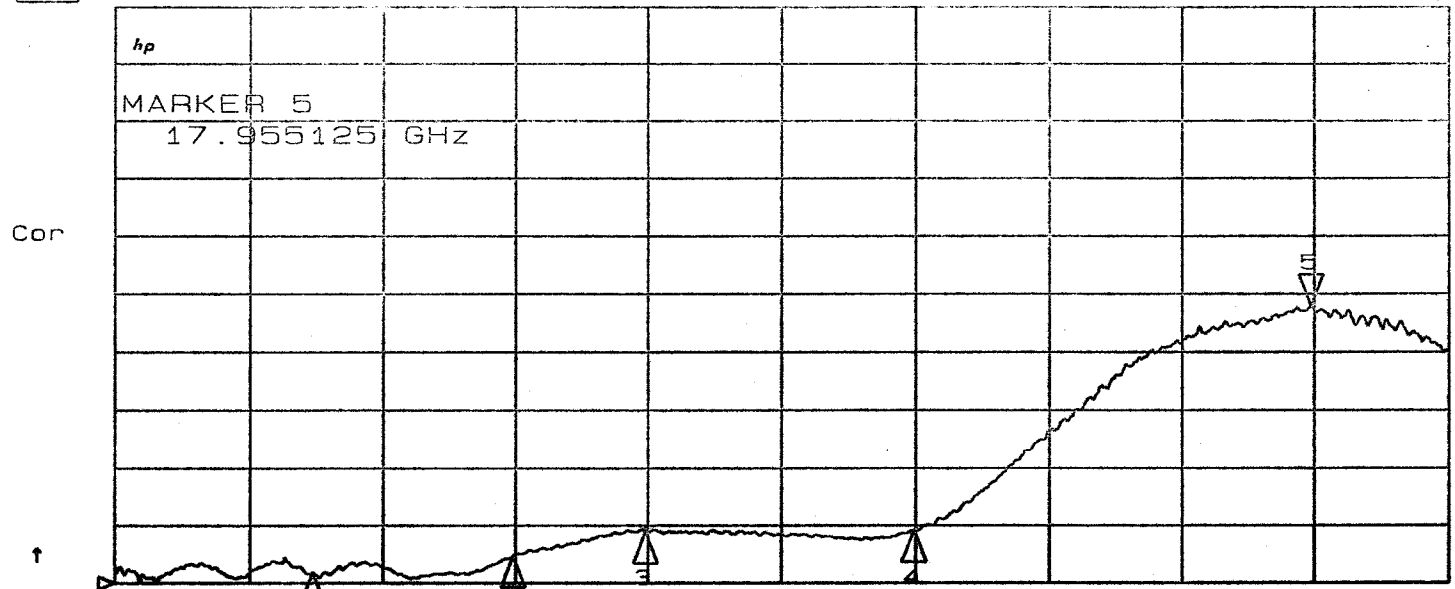
Test Method

Calibration and measurement were performed under the following conditions



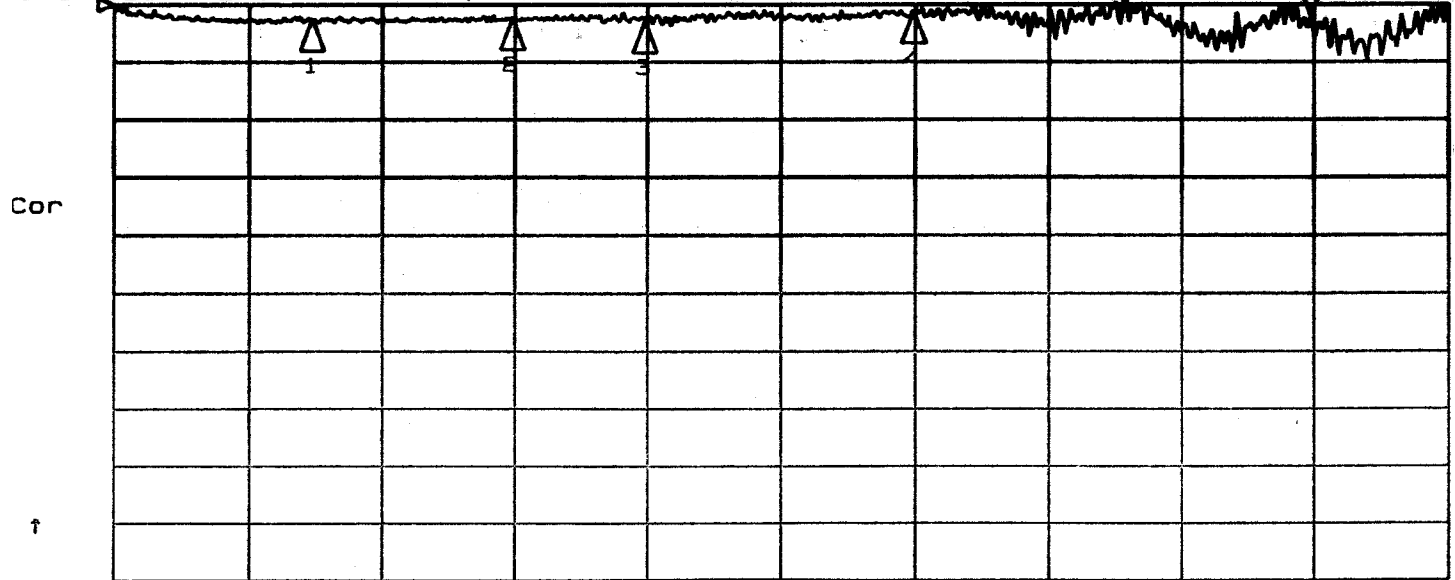
Measurement Circuit

CH1 S11 SWR 100 m / REF 1 5: 1.4785 17.955 125 000 GHz



- CH1 Markers
Max
- 1: 1.0195
3.00000 GHz
 - 2: 1.0488
6.00000 GHz
 - 3: 1.0909
8.00000 GHz
 - 4: 1.0932
12.0000 GHz

CH3 S21 LOG .5 dB/ REF 0 dB 5: -.10500 dB 17 955 125 000 GHz



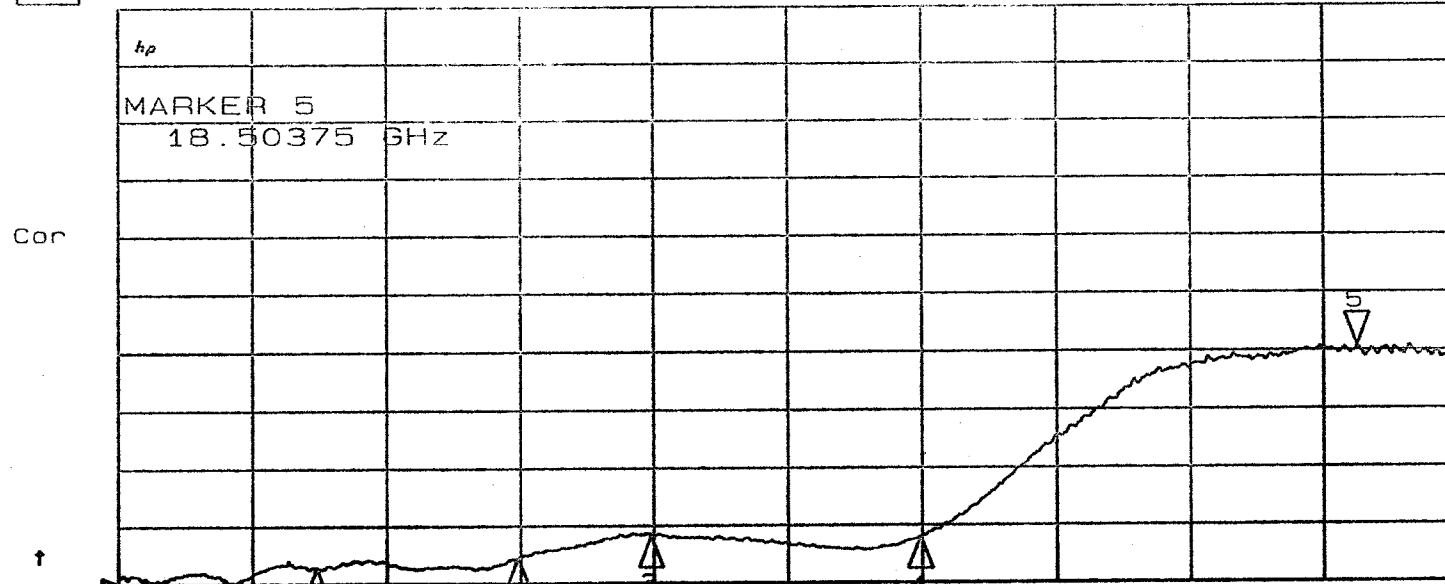
- CH3 Markers
- 1: -.12500 dB
3.00000 GHz
 - 2: -.11600 dB
6.00000 GHz
 - 3: -.13600 dB
8.00000 GHz
 - 4: -.05900 dB
12.0000 GHz

START .050 000 000 GHz

STOP 20.000 000 000 GHz

CH1 S11 SWR 100 m / REF 1

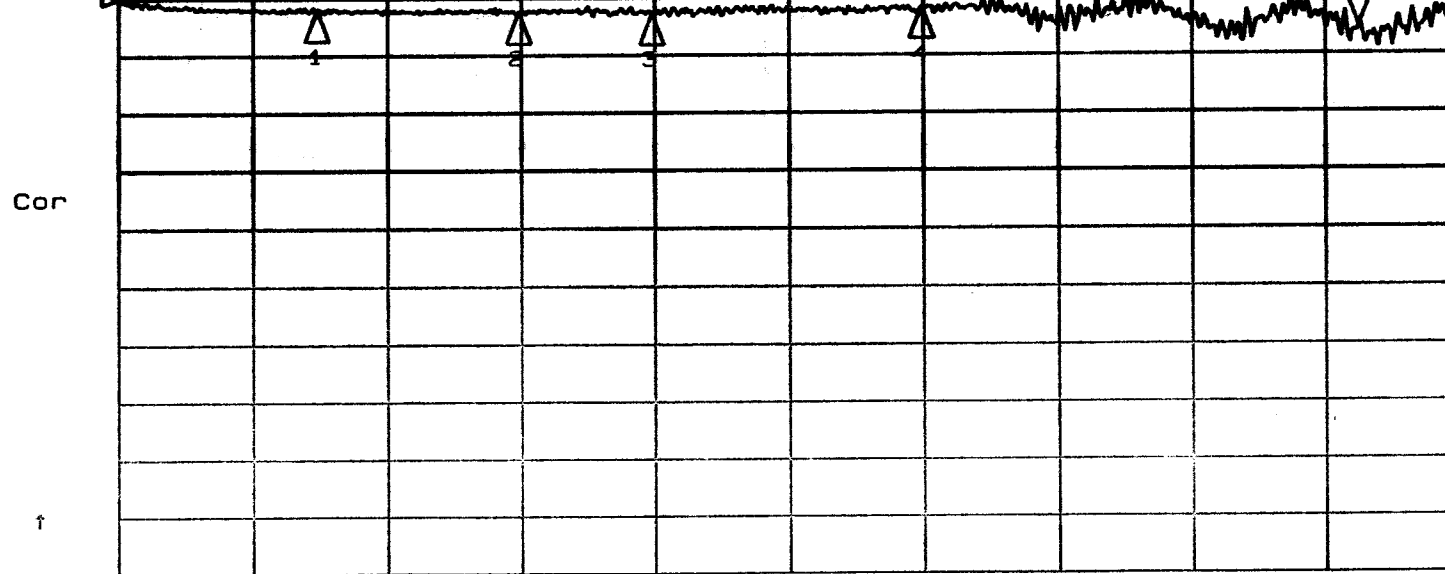
5: 1.4092 18.503 750 000 GHz



CH1 Markers
Max

- 1: 1.0295
3.00000 GHz
- 2: 1.0456
6.00000 GHz
- 3: 1.0848
8.00000 GHz
- 4: 1.0813
12.0000 GHz

CH3 S21 LOG .5 dB/ REF 0 dB 5: -.25700 dB 18.503 750 000 GHz



CH3 Markers

- 1: -.09800 dB
3.00000 GHz
- 2: -.12100 dB
6.00000 GHz
- 3: -.13200 dB
8.00000 GHz
- 4: -.08000 dB
12.0000 GHz

START .050 000 000 GHz

STOP 20.000 000 000 GHz